

HEAD OFFICE

Unit 2-4 Little Ridge | The Ridgeway | Welwyn Garden City | Hertfordshire | AL7 2BH

Contact our Geotechnical Director | info@prorailservices.co.uk

24
HOUR On-Call | **07376 287 725**

Pro Rail Services

- PRO RAIL SERVICES KAISER S12 • PRECISION-ENGINEERED
- TRUSTED IN THE TOUGHEST CONDITIONS

Pro Rail Services

ON TRACK TO GO GREEN




INTRODUCING THE UK'S FIRST KAISER S12 SPIDER EXCAVATOR



www.prorailservices.co.uk



KAISER
S12
ALLROAD HD



S12
ALLROAD

Pro Rail Services

Tel: 0330 123 5440
www.prorailservices.co.uk

S12
ALLROAD

Pro Rail Services

Pro Rail Services

Tel: 0330 123 5440
www.prorailservices.co.uk

S12
ALLROAD

S12
ALLROAD



Pro Rail Services

CLIMB FURTHER • REACH DEEPER • REACT FASTER

Our latest addition to the **Pro Rail Services** fleet is built for the extremes and ready for the rail. The Kaiser S12 is operated by Pro Rail Services qualified staff and is available nationwide 24 hours a day, 7 days a week, 365 days a year.

THE WEATHER DOESN'T STOP • NEITHER WILL YOU

Track flooding, embankment and cutting slips, washouts and access restrictions test the best-laid programmes. Every hour lost is another delay, cost escalation and risk to reputation. **Pro Rail Services** is raising the standard for our clients in offering a tool to keep programmes moving.

WHY IT MATTERS TO YOU

Traditional tracked and wheeled excavators hit their limit when faced with:

- Very Steep or unstable embankments and cuttings
- Waterlogged or flooded areas
- Narrow corridors and confined access zones
- Soft ground, cuttings, and ditch crossings
- Time consuming temporary works for access

These become high-risk access challenges, requiring enabling works, added plant or full re-designs. The Kaiser S12 Spider Excavator changes all of this...

WHAT MAKES THE S12 A GAME CHANGER?

- Hydrostatic all-wheel drive, articulated legs and 360° machine rotation that allows the S12 to walk, climb and wade in any terrain, including up to 2.45m of water.
- Walking Booster adding 25% more power for unrivalled agility compared to the S10 excavator

PRECISION & POWER

- 190hp Stage V engine
- 9,500kg close-in lift capacity
- Up to 570 l/min hydraulic flow
- Bio-degradable oil for working near or in water
- ROToline compatibility for specialist tools
- Built in KS-90 winch system
- Rear and side cameras for safety
- Slew & hoist limiters
- Optional attachments include breakers, mulchers, augers, buckets, grapple, drill rigs, Movax piling attachment, tree shear, compactor plate and many more...


Pro Rail Services

 **KAISER**
S12
ALLROAD 



THE KAISER S12 SPIDER IS MORE THAN A SPECIALIST EXCAVATOR. IT IS PART OF PRO RAIL SERVICES ON GOING SELF-DELIVERY CAPABILITY INVESTMENT AS A ONE -STOP SHOP FOR ALL OUR CLIENTS CIVILS, PLANT & REACTIVE WORK REQUIREMENTS THROUGHOUT THE UK.

THIS MACHINE STRENGTHENS OUR ABILITY IN DELIVERING MORE CERTAINTY DURING THE MOST UNPREDICTABLE MONTHS OF THE YEAR. WE ARE PROUD TO BE THE FIRST IN THE COUNTRY TO OFFER THIS GAME CHANGING INNOVATION ACROSS ALL UK RAILWAY INFRASTRUCTURE PROJECTS.



FOR MORE INFORMATION OR TO DISCUSS YOUR REQUIREMENTS, CONTACT OUR KAISER S12 TEAM:

24 HOUR **07376 287 725**

INFO@PRORAILSERVICES.CO.UK



ON-TRACK PLANT READY

Pro Rail's in-house On Call Plant & Haulage team operate the S12 around the clock. Fully POS -licensed integrated across our network of operatives, transport and real-time job tracking.

BUILT FOR THE RAIL ENVIRONMENT

- Perfect for cuttings, embankment repairs, vegetation clearance, ditching and dewatering
- Operates in narrow work corridors without extensive set-up
- Reduces dependency on enabling works
- Slashes time spent on access planning and mobilisation

ESG-ALIGNED & COMPLIANCE-READY

- Stage V engine that meets the highest emissions standards
- Minimal ground disturbance for full environmental protection
- Transparent tracking, telemetry and fuel data for your Net Zero & HSEQ reporting

The S12 removes the obstacle of site access in a quicker, safer and more efficient manner. Supporting cleaner, leaner infrastructure delivery in lower emissions, environmental impact and in it's innovative engineering such as in-built stop start technology.

TIME & COST REDUCTION

Fewer enabling works, support machines and logistical headaches allow you to benefit from a leaner and faster delivery model that will help you to reduce time and budget.

SAFETY

Working in high-risk terrain is always a concern. With the S12's precision control, ground adaptability and expert **Pro Rail Service** operators we deliver safer operations in every project.

UNLIMITED CAPABILITY

- Change tools in seconds with Quick-Change systems to achieve efficient piling solutions
- Shape, dig and grade at any angle with the Tiltrotator
- Tackle tasks with a full bucket range from deep trenching to fine grading and material sorting
- Break through the toughest rock and concrete with the Demolition Hammer
- Conquer steep slopes and tough terrain using the Winch & Rope Assist to recreate cuttings and embankments
- Clear vegetation, drill into bedrock or cut trees with specialist attachments such as the Mulcher, Drill Ring, Griffy Cutter and many more...

REACTIVE WORKS READY

Whether for emergency reactive support, planned civils or access-critical sites, please contact us to discuss how we can support you with your challenging projects via our 24/7 On-Call centre.

ATTACHMENT

PRIMARY USE

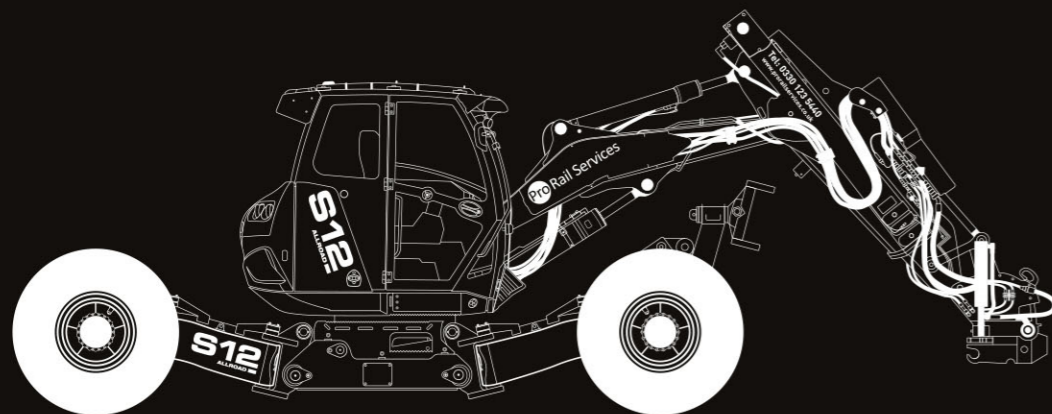
Pro Rail Services

QUICK-CHANGE SYSTEMS	SWAP ATTACHMENTS E.G. PILING, IN SECONDS WITHOUT LEAVING THE CAB, MAXIMISING UPTIME
TILTROTATOR	360° ROTATION AND TILTING FOR PRECISION DIGGING, GRADING, AND POSITIONING.
BUCKETS (TRENCH, GRADING, SORTING)	VERSATILE DIGGING, GRADING AND MATERIAL HANDLING FOR ALL GROUND CONDITIONS.
DEMOLITION HAMMER	BREAKING CONCRETE, ROCK AND OTHER HARD MATERIALS
WINCH & ROPE ASSIST	PULLING, LIFTING, OR RECOVERING ON STEEP OR UNSTABLE TERRAIN
MULCHER	CLEARING VEGETATION AND MAINTAINING FORESTRY OR ROADSIDE AREAS
DRILL RING	DRILLING INTO ROCK, SOIL OR OTHER SURFACES FOR UTILITIES OR BLASTING
TREE CUTTER (GRIFFY CUTTER)	CUTTING TREES AND LARGE BRANCHES SAFELY & EFFICIENTLY

TECHNICAL SPECIFICATION

Pro Rail Services

ENGINE (HIGH PERFORMANCE)	PERKINS 1204J-E44TTA
POWER OUTPUT	UP TO 140 KW (190 HP)
TORQUE	UP TO 815 NM @ 1400 RPM
EMISSION STANDARD	STAGE V
UNLOADED WEIGHT	14,200 KG
LIFT CAPACITY (3M / 4M / 6M)	9500KG / 6600KG / 4000KG
MAX HYDRAULIC FLOW	UP TO 570 L/MIN
WADING DEPTH	2.45 M
TRAVEL SPEED	0-15 KM/H
DRIVE TYPE	HYDROSTATIC ALL-WHEEL DRIVE + ADJUSTABLE WHEEL LEGS
CABIN	ROPS/FOPS CERTIFIED, ERGONOMIC SEATING, OPTIONAL A/C
CONTROL	JOYSTICK-BASED, FULLY INTEGRATED
DIAGNOSTICS	REMOTE (KAISERTELESERVICE), SWIVEL COOLER FOR MAINTENANCE
ATTACHMENTS	BUCKETS, MULCHER, HAMMER, DRILL RIG, GRAPPLE, WINCH, CABLE REEL
ENVIRONMENTAL COMPLIANCE	STAGE V ENGINE, LOW GROUND PRESSURE, MINIMAL SITE DISTURBANCE



DIMENSIONS

